

Alder Coppice Primary School Knowledge Organiser

Subject: Science

Year: 2

Unit 6: Food Chains

Links to: Y1 & Y2 Animals & Habitats

What I Should Already Know:

- The names of parts of a plant and animals (Y1)
- What all animals need to survive(Y2)

Skills and Enquiry:

- How are food chains made?
- What are the different parts of food chains?
- What are predators and prey?

Unit Specific Vocabulary:

carnivore – an animal that eats another animal

consumer – animals are consumers because they eat plants and other animals

food source – the different sources that provide food for different animals

forage – to search widely for food

habitat – the natural environment in which a plant or animal lives

herbivore – an animal that eats only plants

hunt – to pursue another animal for food

omnivore – an animal that eats both plants and other animals

predator – an animal that lives by killing and eating other animals

prey – an animal that is hunted by another

producer – plants are producers as they make or produce their own food.

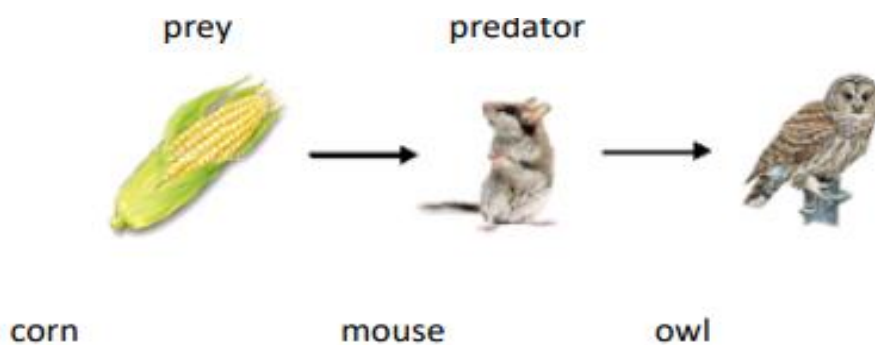
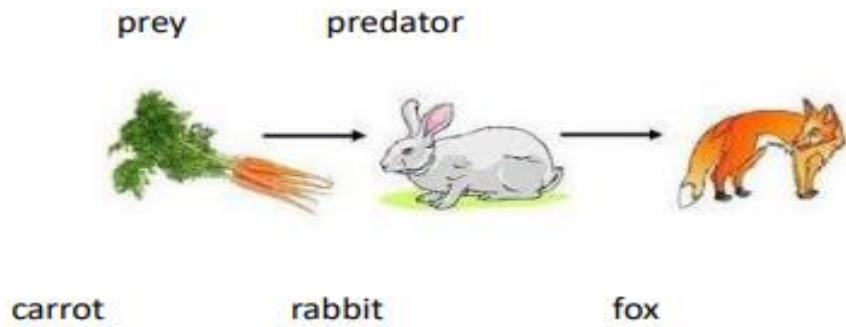
What I should know by the end of this Unit:

To know how different animals, including humans, grow and change.

To know what different animals, including humans, need for survival.

Key Facts:

A food chain shows how each living things gets their food. Examples of food chains:



The arrows always go from left to right to show how the energy is transferred. i.e. The carrot is eaten by the rabbit, the rabbit is eaten by the fox.

Producers




Consumers



Herbivore

Animals that eat
plants.



Carnivore

Animals that eat
meat.



Omnivore

Animals that eat
both **plants** and
meat.

